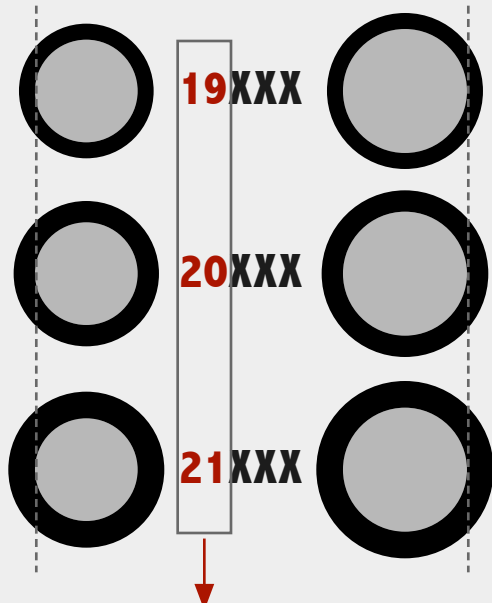


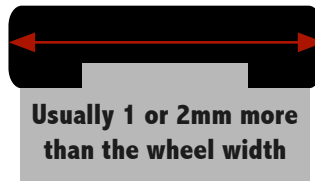
# Understanding Paul Gage Tires

**XXXXX** 13 to 15mm wheels  
**XXXXXLM** 16 to 18mm wheels

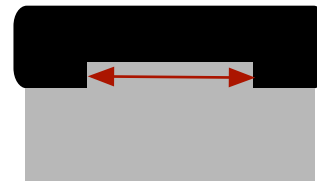


**Tire OD (Outer Diameter)**  
Assumes tire is mounted on **15mm** wheel  
(OD will increase on larger wheels)

**XXXXX**  
Tire Width (mm)



**XXXXX**  
Center Rib Width (mm)



## Tire Compound

**PGT**

Firm  
Shore A 40


Minimal wear  
Will grip the wheel more  
Good on all surfaces

**XPG**

Soft  
Shore A 20

Normal wear  
More flexible tire - may need gluing  
More traction on smooth surfaces

## Tire Sidewall



Standard



**FF**  
Fat - Old F1

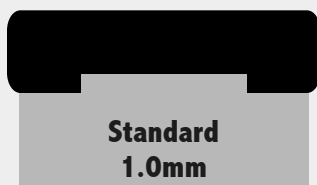


**SE**  
Street Look - Early Radial

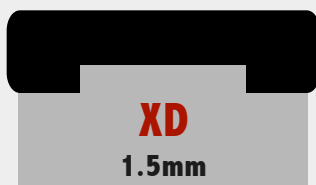


**V**  
Vintage  
Narrow

## Center Rib Height



Standard  
1.0mm



**XD**  
1.5mm



**XXD**  
2.0mm

Diagrams not to scale  
All dimensions in mm